



RFL6-CY-16

VERSATRIM CYLINDER

JOB INFORMATION

Type: _____
 Catalog No: _____
 Project Name: _____
 Comments: _____
 Prepared by: _____

RFL6-CY-16

FEATURES

USE OF PRODUCT

The Versatrim Cylinder Series may be used in hospitality, commercial, retail, and residential interior applications. This product will reduce energy consumption, emits little heat, and reduces cooling loads for added costs savings. Approximately 75% in energy savings compared to incandescent light source.

HOUSING

Rugged aluminum housing.

ARCHITECTURAL CYLINDER FEATURES

- Wattage/Lumens
- 10.5 Watts/800 Lumens
- 12.5 Watts/1,100 Lumens
- Color Temperature: 3000K
- SDCM: 2 Step binning
- Color Rendering Index: 93 CRI Typical
- LED Life: 50,000 hours
- LED Type: Cree LED for maximum light output
- Versatility: Interchangeable baffle, reflector and trim ring
- Warranty: 5 Year Limited Warranty

DIMMING

Available in Triac/ELV (120V) or 0-10V (120-277V) driver.
 Triac/ELV version dims approximately to 7-10%.
 The 0-10V drivers dims approximately to 5%.

MOUNTING

The Architectural Cylinder Series may be cable hung, stem mount, surface mount or wall mounted.

MODULE MECHANICS

The Versatrim Cylinder Series is constructed of a durable heat sink, baffle or reflector, trim ring, diffused lens, and Cree LEDs for optimum performance. Carefully designed heat sink keeps junction temperatures below unsuitable levels by dissipating heat away from the module. Diffused polycarbonate impact-resistant lens allows for even light output, glare control, and conceals LEDs from view.

LABELS / COMPLIANCE

CSA classified
 CSA classified for damp locations

ORDERING INFO

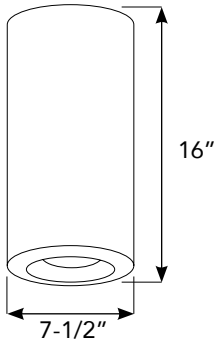
SERIES	DIAMETER	SHAPE	LENGTH	WATT/LUMENS	COLOR TEMPERATURE	DIMMING	FINISH
RFL	6 - 6"	CY - Cylinder	16 - 16" MTO - Made to order	8L - 12W/ 800lm (120V) 11L - 17W/ 1100lm (120/277V)	30K - 3000K	Black - TRIAC/ELV (120V) 018 - 0-10V (800lm, 120-277V) 011 - 0-10V (1100lm, 120-277V)	BL - Black WH - White SL - Silver MTO - Made to order

BAFFLE OR REFLECTOR		TRIM	CONFIGURATION	MOUNTING	OPTION	Notes 1. 18" standard length, consult factory for other 2. 5ft standard cable length 3. Available in downlight only. 4. EM available in external remote location.
BLW - White	RLCH - Chrome	TLW - White	UL - Up Light	PH ^{1,3} - Pendant Hung	EM ⁴ - Emergency Battery	
BLSN - Satin Nickel	RLSN - Satin Nickel	TLSN - Satin Nickel	DL - Down Light	SC ² - Single Cable		
BLC - Copper	RLC - Copper	TLC - Copper		DC - Double Cable		
BLB - Black	RLB - Black	TLB - Black		TC - Triple Cable		
BLBZ - Bronze	RLBZ - Bronze	TLBZ - Bronze		SM ³ - Surface Mount		
	RLH - Haze	TLH - Haze		WM - Wall Mount		
	RLW - White					

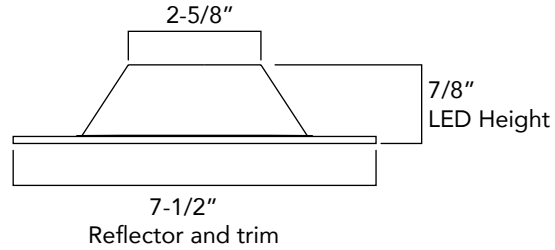
RFL6-CY-16

VERSATRIM CYLINDER

DIMENSIONS

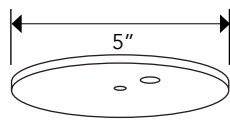


LED HEIGHT INSIDE CYLINDER

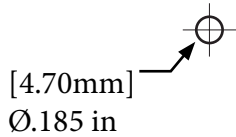


MOUNTING

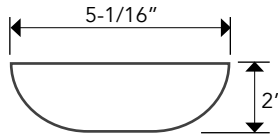
CABLE HUNG DIMENSION



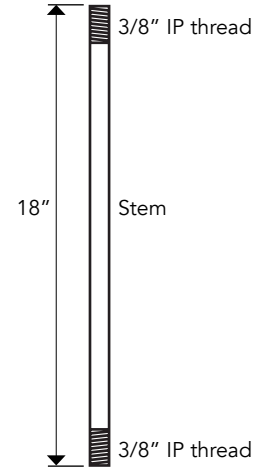
Cable Hung Canopy



STEM MOUNT DIMENSION



Stem Mount Canopy



3/64" Galvanized Cable Fuse Cut with Die Cast #1 Stop
Available in 24", 36", 50", 72", 100", 120", & 150" Lengths
7x7 Cable - MAX LOAD 270 lbs